

# **Opioid Substitution Treatment (OST) of People with Mental and Behavioral Disorders Due to Drug Use in Ukraine**

**2014-2022**

**Kyiv - 2023**

# OST in Ukraine

## Milestones:

2012 – OST Program in Ukraine obtained the legal framework and support.

2017 – OST Program in Ukraine (OST) started at the expense of the State Budget

2020 – Treatment standards “[Mental and Behavioral Disorders due to Use of Opioids](#)” were adopted

2022 – The Russian invasion of Ukraine impacted on the provision of OST services.

## Healthcare facilities that provide OST services:

- narcological dispensaries
- HIV/AIDS prevention centers
- anti-tuberculosis dispensaries
- psychoneurological dispensaries
- municipal and community hospitals
- primary health care centers

## Government authority that coordinates OST Programs:

[Center for Public Health of the Ministry of Health of Ukraine](#)

# OST in Ukraine

## Key OST Legal Framework:

- [Law of Ukraine “On Psychiatric Care”](#)
- [Law of Ukraine “On Measures to Counter the Illicit Trafficking of Narcotic Drugs, Narcotic Substances, Precursors and their Abuse”](#)
- [Directive of the Cabinet of Ministers of 27.11.2019 No.1415-p “On Approval of the National Strategy on HIV/AIDS, Tuberculosis, Viral Hepatitis for the Period until 2030”](#)
- [Resolution of the Cabinet of Ministers of Ukraine of 13 May 2013 No. 333 “On Approval of the Procedure for Purchasing, Transporting, Storing, Selling, Using, and Disposing Narcotic and Psychotropic Substances, and Precursors in Healthcare Institutions”](#)
- [Order of the Ministry of Health No.200 of 27 March 2012 “On Approval of the Procedure for Providing Opioid Substitution Therapy to the People with Opioid-Related Mental and Behavioral Disorders”](#)
- [Order of the Ministry of Health No.360 of 19 July 2005 “On Approval of the Rules of Issuing Prescriptions for Medications and Medical Products, Procedure for Selling Medications and Medical Products in Pharmacies and their Units, Guidelines on the Procedure for Storing, Accounting and Liquidating Prescription Forms”](#)
- [Order of the Ministry of Health No.494 of 07.08.2015 “On Some Issues of Purchasing, Transporting, Storing, Selling, Using and Disposing Narcotic and Psychotropic Substances and Precursors in Healthcare Institutions”](#)

# OST in Ukraine

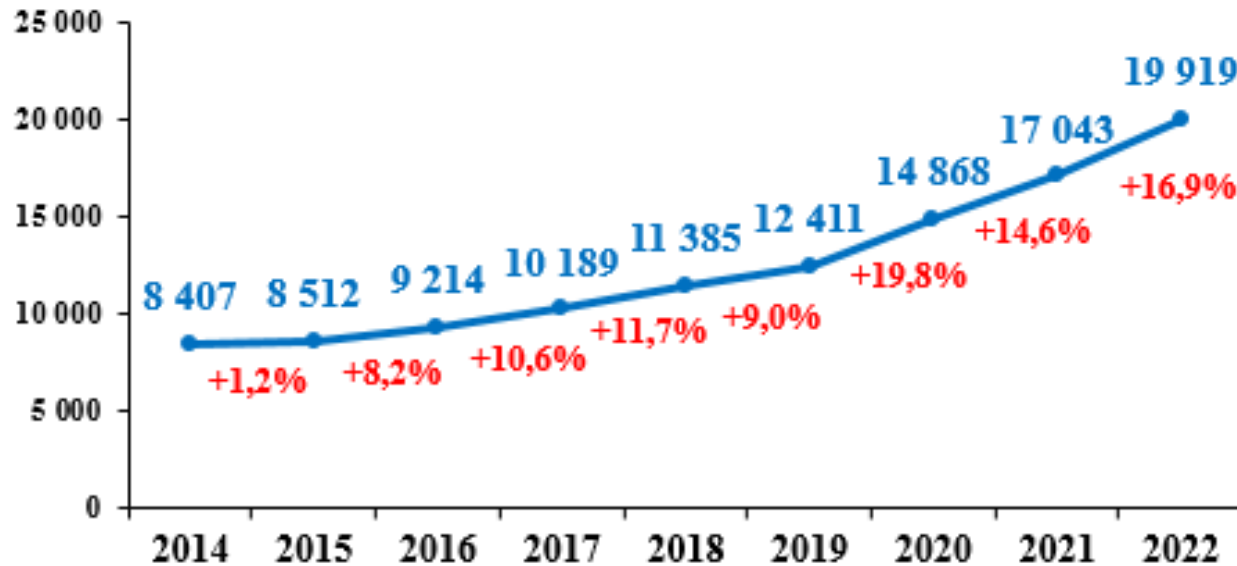
## OST service package includes:

- prescribing and dispensing OST medicines;
- shaping a plan of support and treatment;
- treatment monitoring;
- screening of individual mental disorders;
- TB screening and/ or HIV and VHB/VHC screening, as well as directing a patient for diagnosis and treatment when required;
- counseling and informing on HIV, VHB/VHC, STIs prevention, overdoses and risks associated with the use of substances;
- Referring a patient to other facilities, institutions, organizations in order to provide other services.

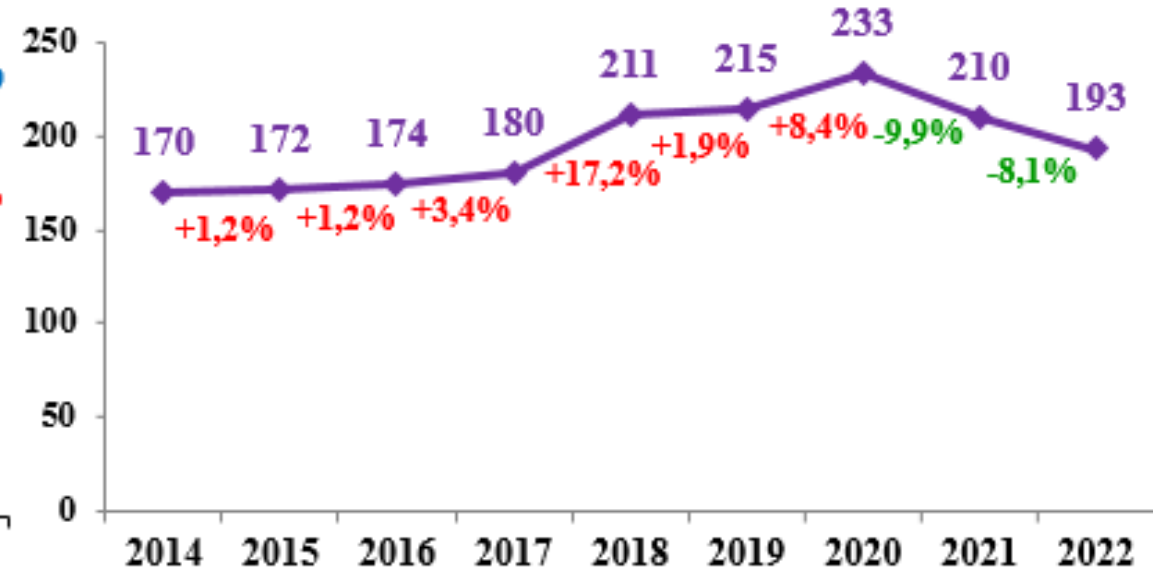
# OST in Public Healthcare Facilities 2014-2022

# Total Number of OST Patients and sites

Number of OST patients in public healthcare facilities  
in 2014-2022 (persons)



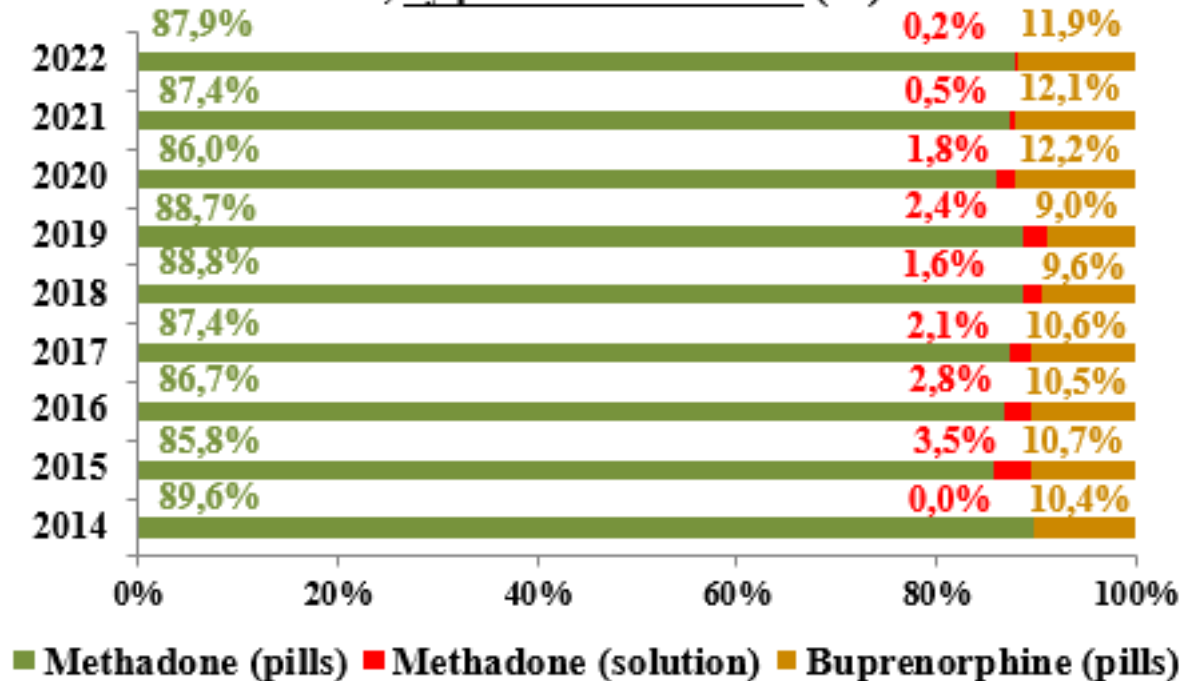
Number of OST sites at public healthcare facilities  
in 2014-2022



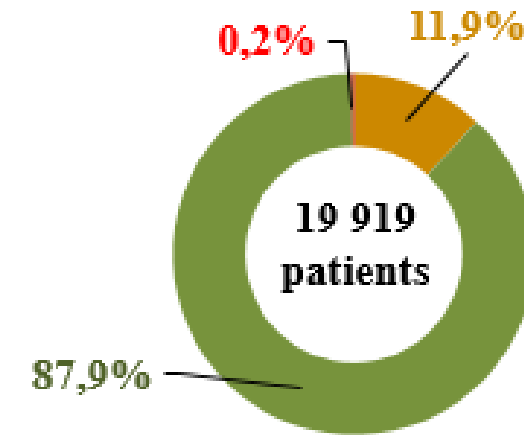
- The number of OST patients has been sustainably increasing from year-to-year.
- Since 2021 the number of OST sites has been decreasing (main reason: reducing number of inpatient clients).
- The largest number of patients receive OST services at OST sites set up at narcological dispensaries.

# OST Patients by Prescribed Medicine

Proportion of OST patients in public facilities in 2014-2022, by prescribed medicine (%)



OST patients in public facilities in 2022, by prescribed medicine

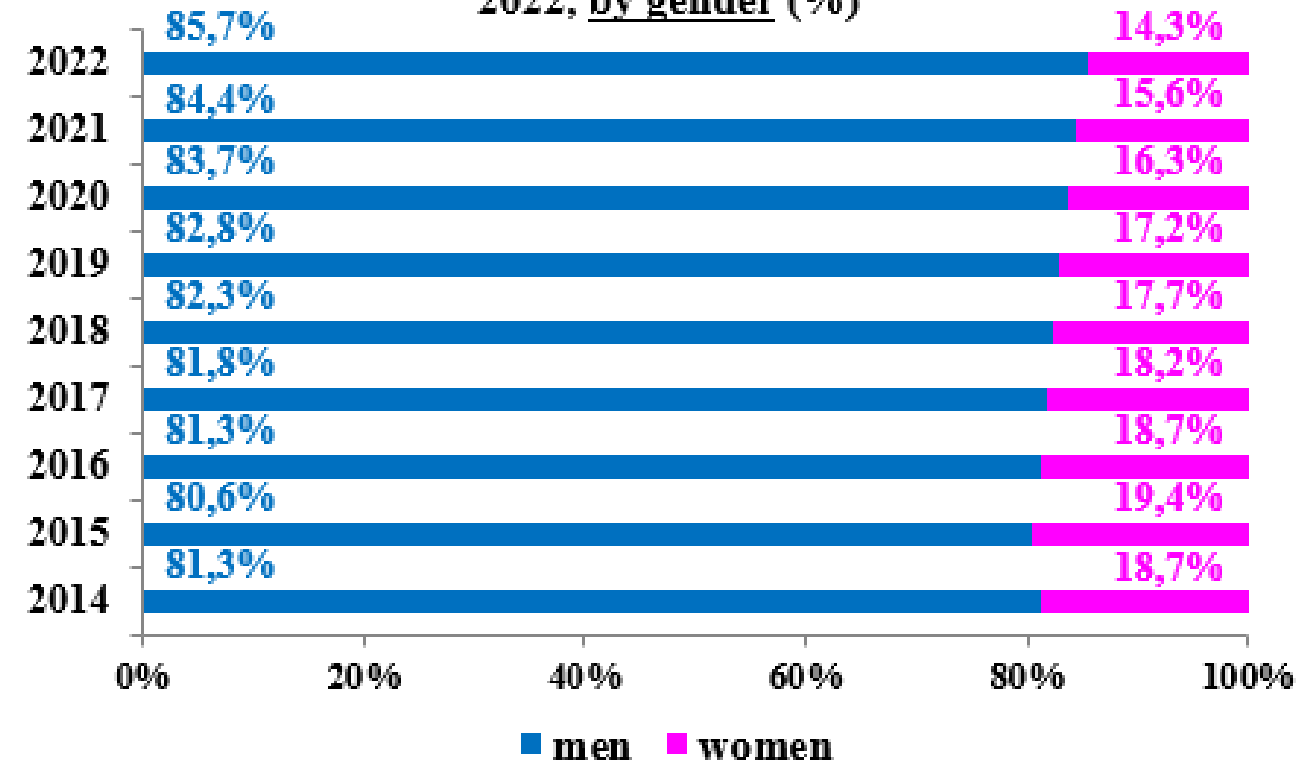


- Buprenorphine (pills) - 2 371 persons
- Methadone (pills) - 17 505 persons
- Methadone (solution) - 43 persons

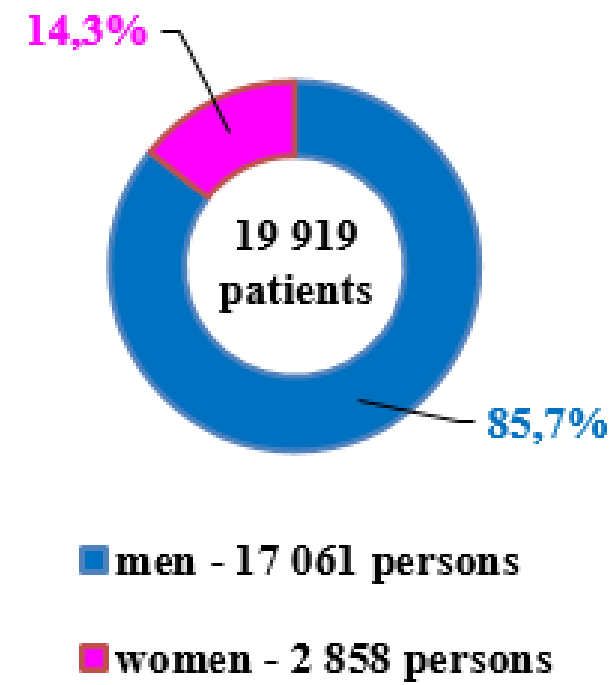
- The 3 medicines used in OST are:
  - Methadone hydrochloride in tablets
  - Buprenorphine hydrochloride in tablets
  - Methadone hydrochloride solution
- 87,6% (average for 2014-2022) of OST patients take methadone hydrochloride in tablets.

# OST Patients by Gender

Proportion of OST patients in public facilities in 2014-2022, by gender (%)



OST patients in public facilities in 2022 by gender

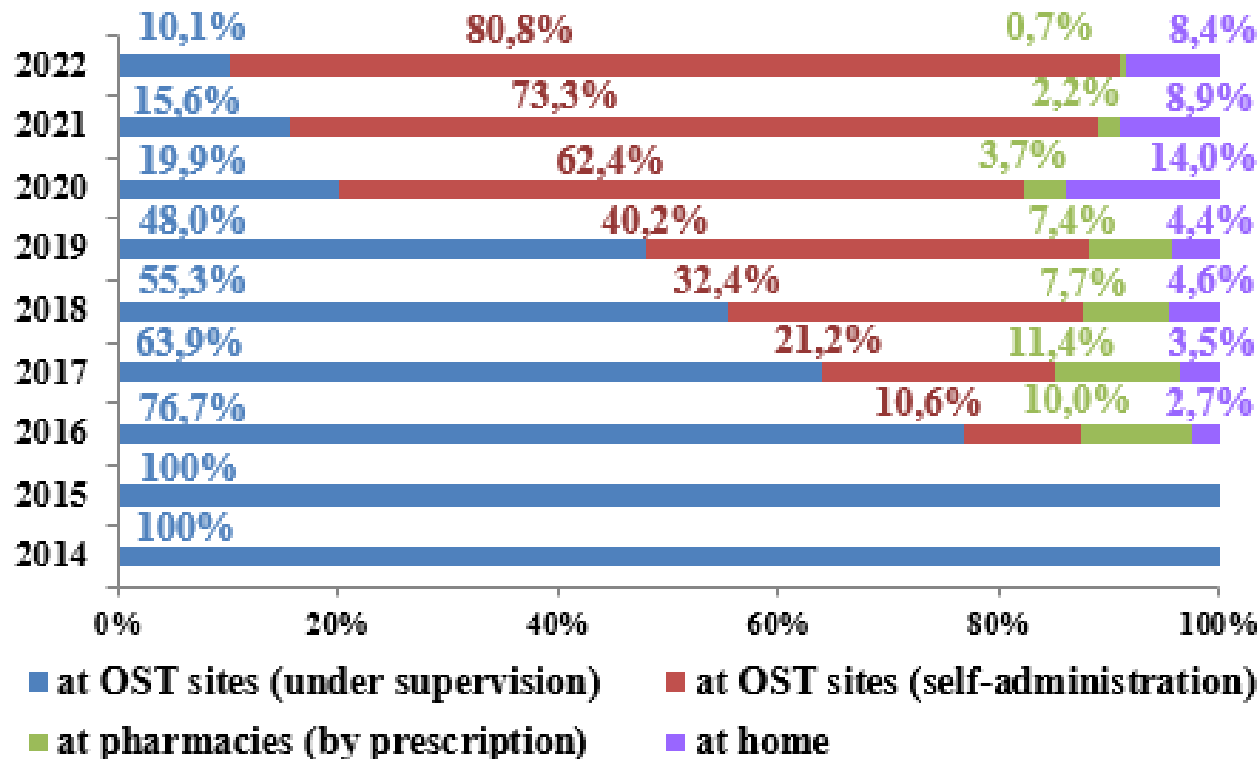


- The proportion of male OST patients has been slightly increasing from year-to-year.
- The average proportion for 2014-2022 is: 82,7% - men, 17,3% – women.

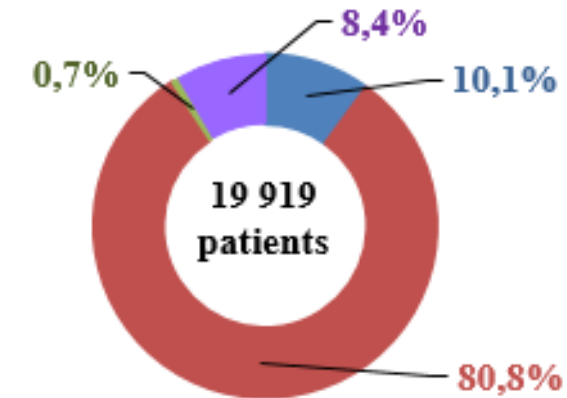


# OST Patients by Place of Administration

Proportion of OST patients in public facilities in 2014-2022, by place of administration (%)



OST patients in public facilities by place of administration in 2022

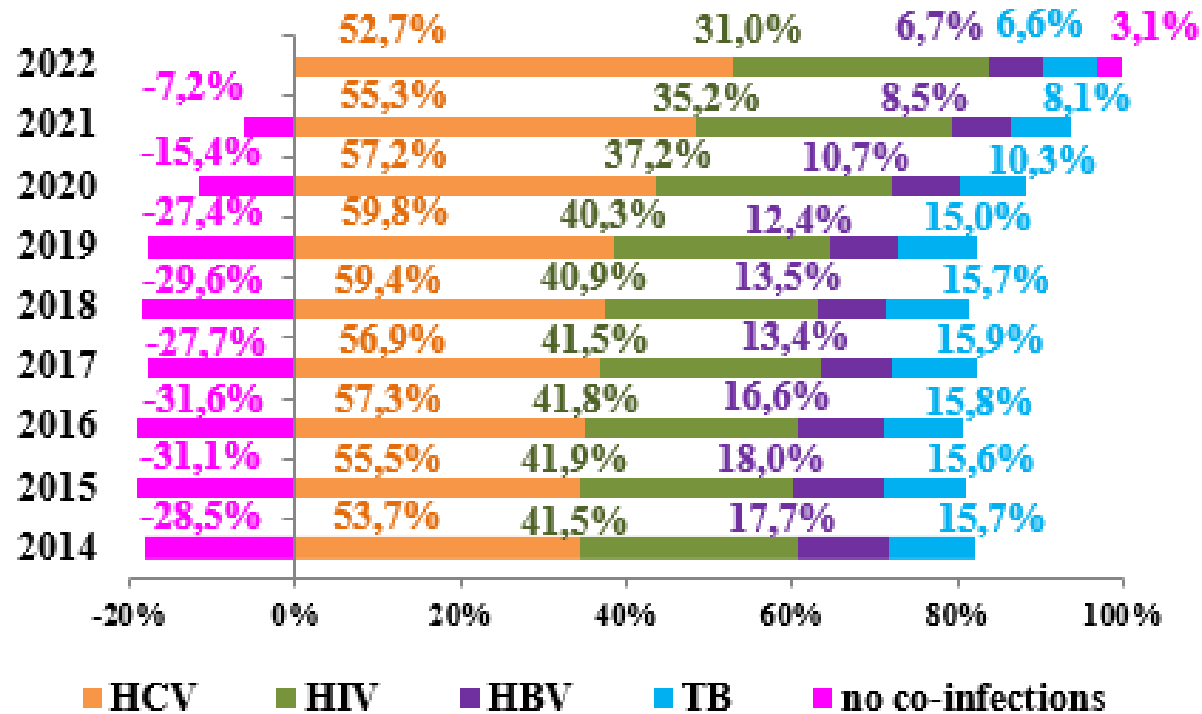


- at OST sites (under supervision) - 2 009 persons
- at OST sites (self-administration) - 16 092 persons
- at pharmacies (by prescription) - 140 persons
- at home - 1 678 persons

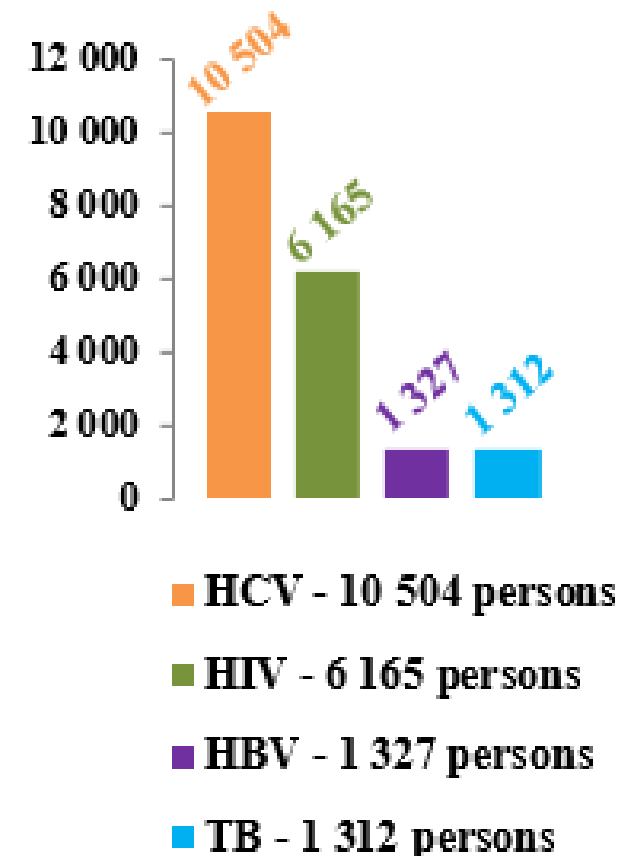
- Trend of increase in OST patients who receive medicines in OST sites for self-administration.
- Important decrease in OST inpatients (under doctor's supervision) and those who receive medicines at pharmacies.

# OST Patients with infectious diseases

Proportion of OST patients in public facilities with infectious diseases in 2014-2022 (%)



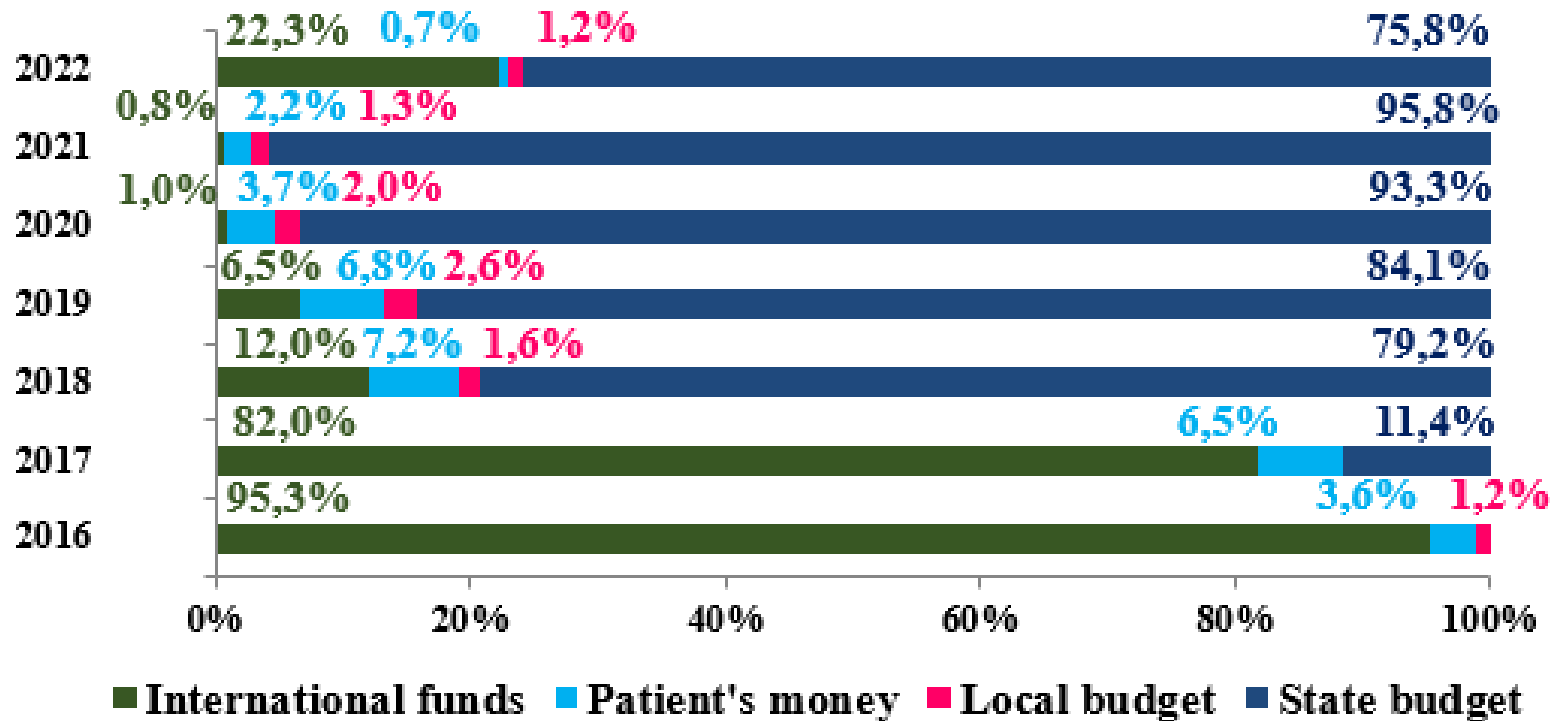
OST patients in public facilities with infectious diseases in 2022



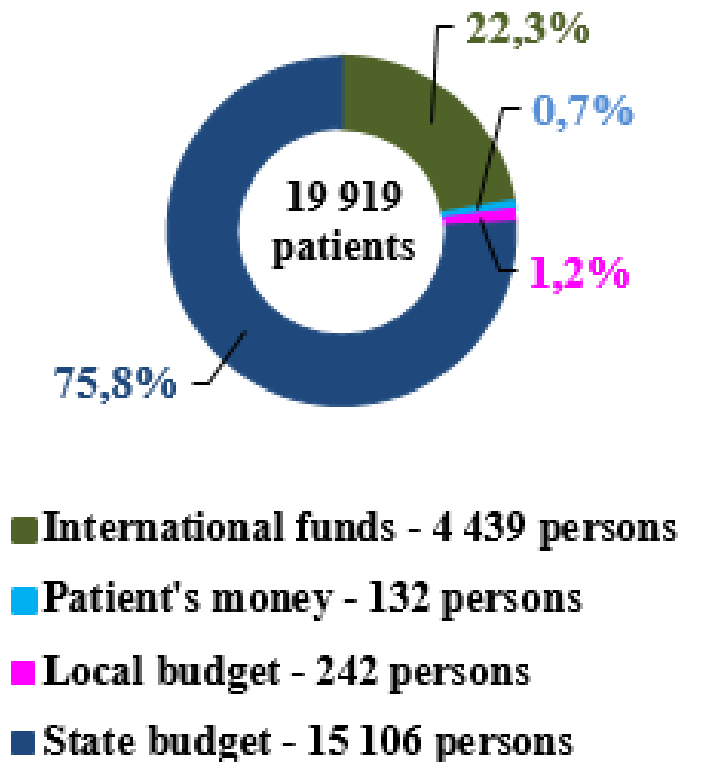
- HCV remains the most common infectious disease among OST patients
- Trend of increase in the proportion of OST patients with HCV.
- Trend of decrease in the proportion of OST patients with HBV, HIV and TB.

# OST Patients by Funding Sources

Proportion of OST persons by funding sources (%)



OST patients in public facilities in 2022, by funding source

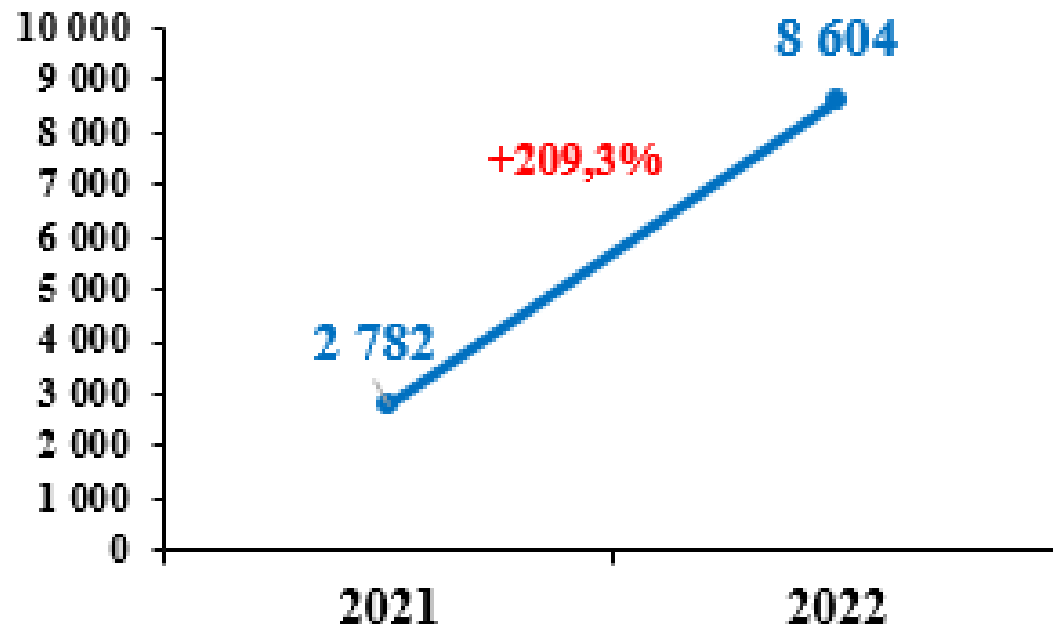


- The government-supported trend of transferring to the full State Budget funding of OST Programs.
- In 2022, the volume of international funding has increased due to the humanitarian aid as a result of russian invasion of Ukraine.

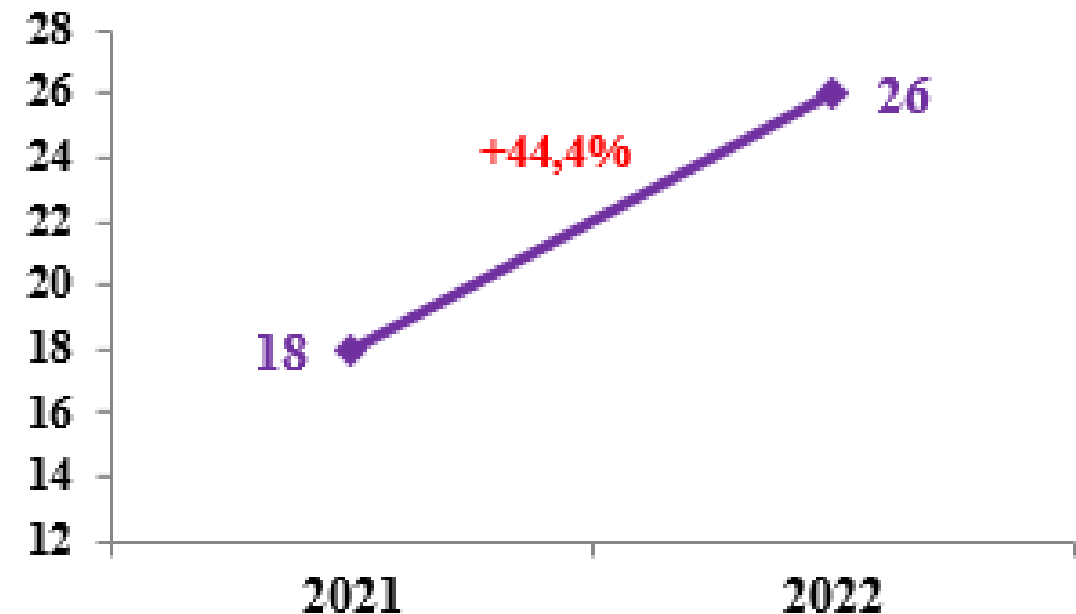
# OST in Private Healthcare Facilities 2021-2022

# Total Number of OST Patients and sites

Number of OST patients in private facilities in 2021-2022 (persons)



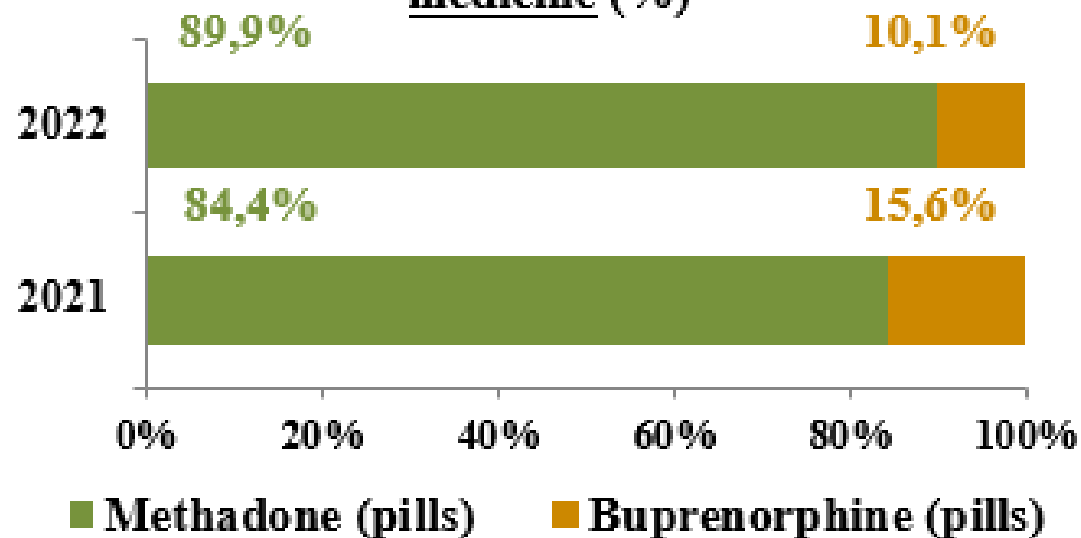
Number of OST sites in private healthcare facilities in 2021-2022



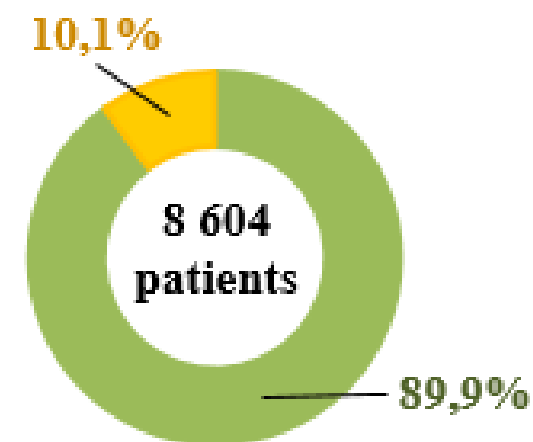
- The data is based on private facilities that started reporting their data to the Public Health Center in 2021.
- The trend of increase in number of patients by 209,3% in 2022 is due to increase in OST demand and due to the fact that another 8 private facilities joined to those reporting their data to the [Center for Public Health](#).

# OST Patients by Prescribed Medicine

**Proportion of OST patients in private facilities in 2021-2022, by prescribed medicine (%)**



**OST patients in private facilities in 2022, by prescribed medicine**



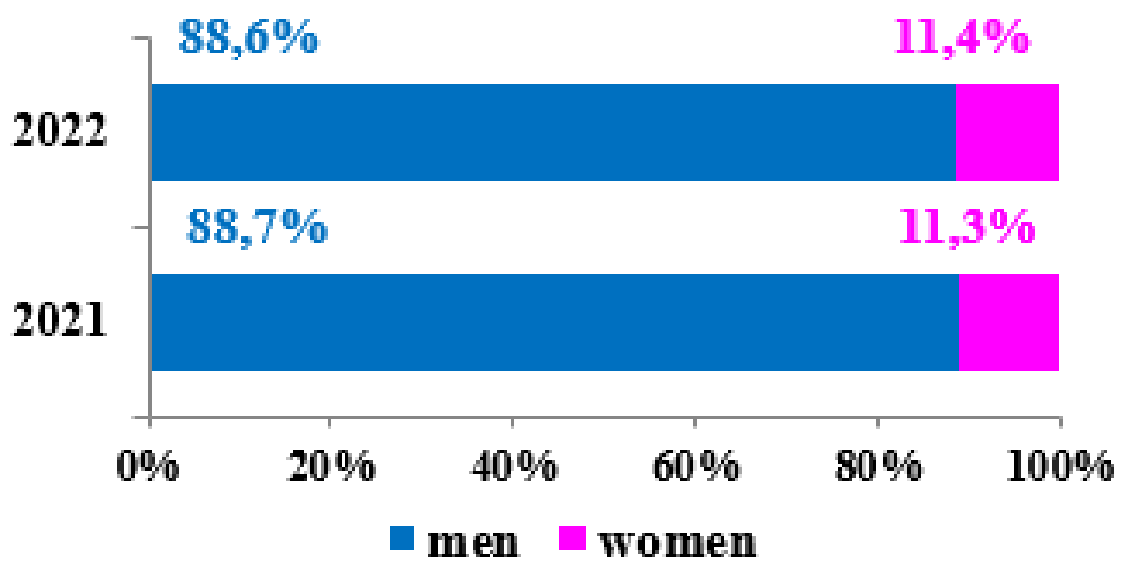
■ Methadone (pills) - 7 732 persons

■ Buprenorphine (pills) - 872 persons

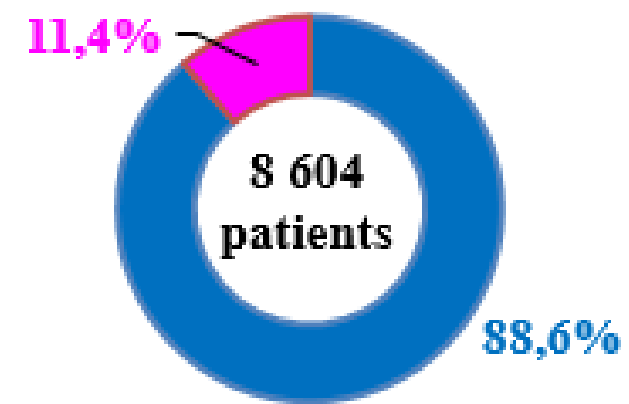
- The private facilities use only 2 medicines in OST:
  - Methadone hydrochloride in tablets
  - Buprenorphine hydrochloride in tablets
- The average proportion of methadone hydrochloride in tablets is 87,1%.

# OST Patients by Gender

Proportion of OST patients in private facilities in 2021-2022, by gender (%)



OST patients in private facilities in 2022, by gender (%)

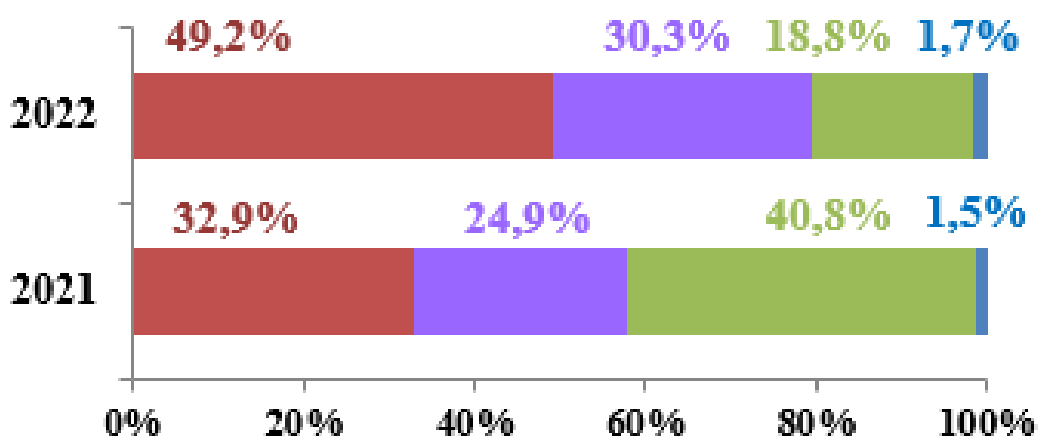


■ men - 7 627 persons  
■ women - 977 persons

- The proportion of male OST patients remains unchanged.
- The average proportion for 2021-2022 is: 88,7% - men, 11,3% – women.

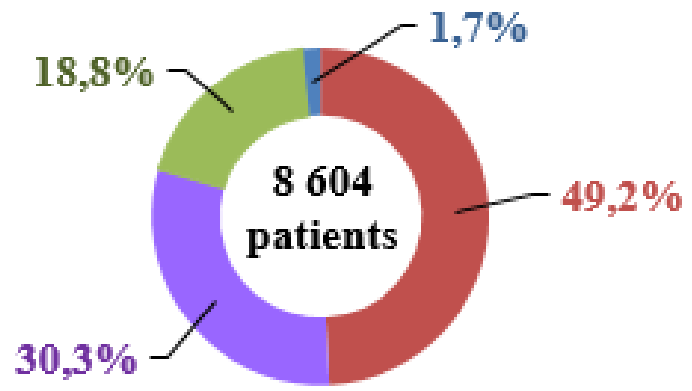
# OST Patients by Place of Administration

**Proportion of OST patients in private facilities in 2021-2022, by place of administration (%)**



- at OST sites (self-administration)
- at home
- at pharmacies (by prescription)
- at OST sites (under supervision)

**OST patients in private facilities in 2022, by place of administration**



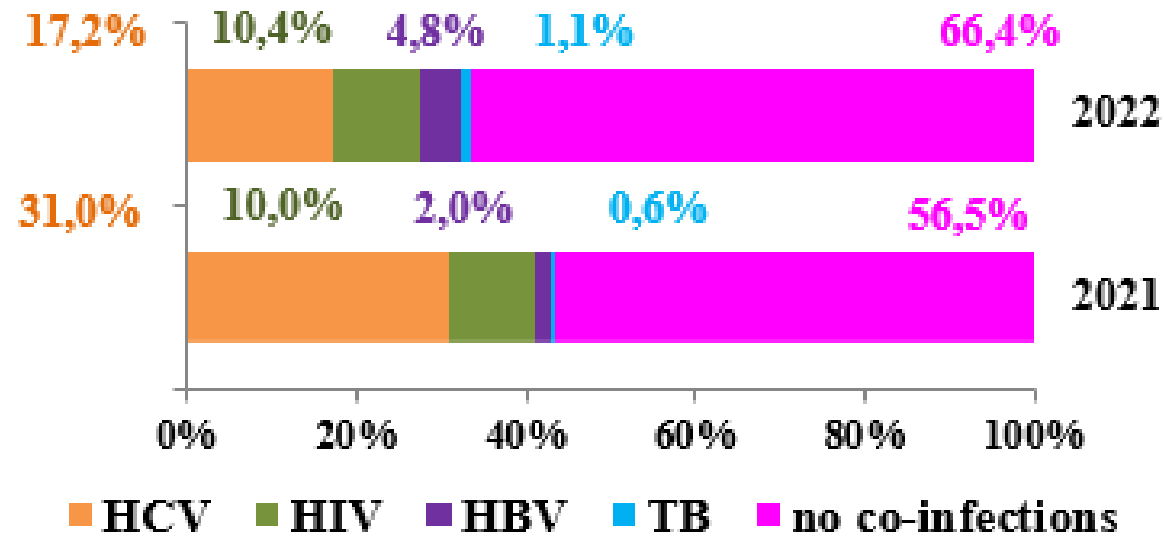
- at OST sites (self-administration) - 4 230 persons
- at home - 2 611 persons
- at pharmacies (by prescription) - 1 618 persons
- at OST sites (under supervision) - 145 persons

- Trend of increase in the proportion of OST patients who receive medicines in OST sites for self-administration and at home.
- Important decrease (by 53,9%) in the proportion of OST patients who receive medicines at pharmacies by prescription.



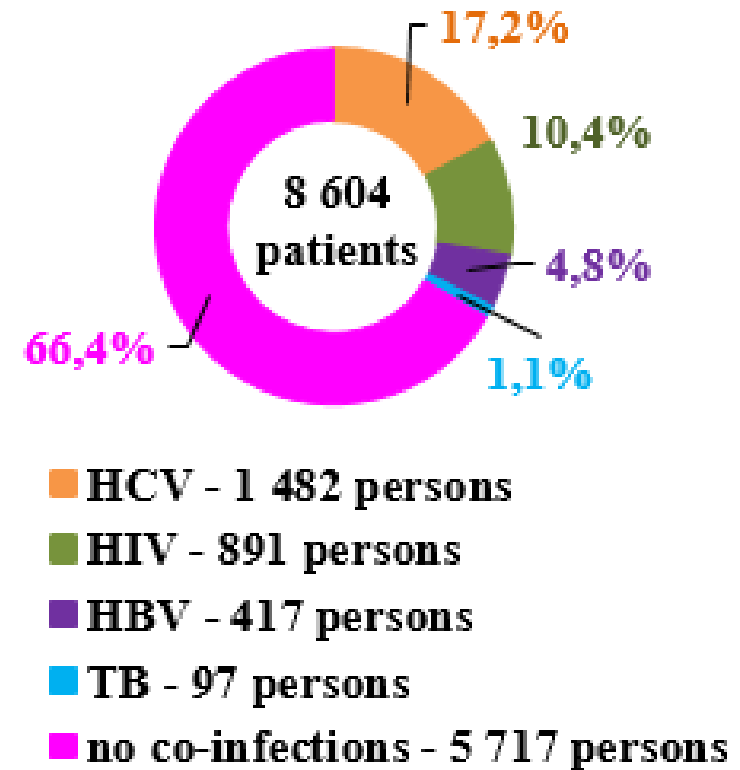
# OST Patients with infectious diseases

**Proportion of OST patients with co-infections in private facilities in 2021-2022 (%)**



- HCV ranks first among infectious disease of OST patients.
- Decrease in the proportion of OST patients with HCV by 44,4% in 2022.
- Increase in the proportion of OST patients with HBV by 145,1% in 2022.
- Increase in the proportion of OST patients with TB by 96,0% in 2022.

**OST patients with infectious diseases in private facilities in 2022**



## General findings

- Trend of increase in number of OST patients remains stable.
- Methadone hydrochloride in tablets remains the mostly used medicine in OST treatment (over 85%).
- Proportion of male patients has been increasing and exceeded 85% in 2022.
- HCV is a predominant infection among OST patients.
- Stable trend of shifting from inpatient to outpatient OST treatment.
- Trend of transferring to the full State Budget funding of OST Programs. 2022 is an exception due to the war in Ukraine.

### **Russian invasion's impact on OST services:**

- A part of facilities that provided OST services were closed or destroyed or captured.
- There were problems with OST medicines supplies In the first month of war.
- The proportion of international funding increased in 2022 in the form of the humanitarian aid.
- Some 2000 OST patients displaced to other regions of Ukraine. No proven data on OST patients moved abroad.
- No data on individuals who need OST services on the occupied territories.